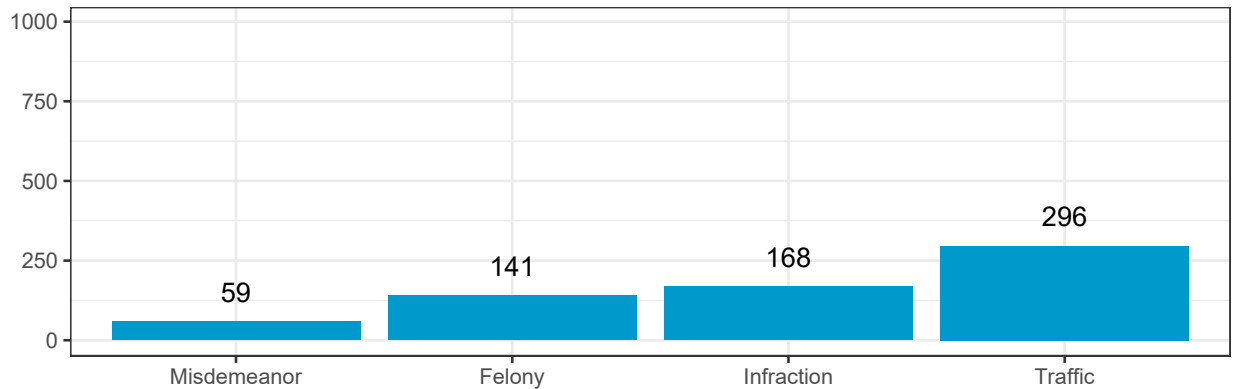


2022 Hertford County Debt-Based Driver's License Suspension Fact Sheet

In January 2022 Hertford County, NC had 1109 recorded cases with a guilty or responsible verdict and a court mandated fee.¹ Of these, 40.1% of cases were in compliance and 59.9% of cases were in failure to comply (FTC) status.

The majority of FTC cases were traffic violations.



Defendant Statistics and Demographics

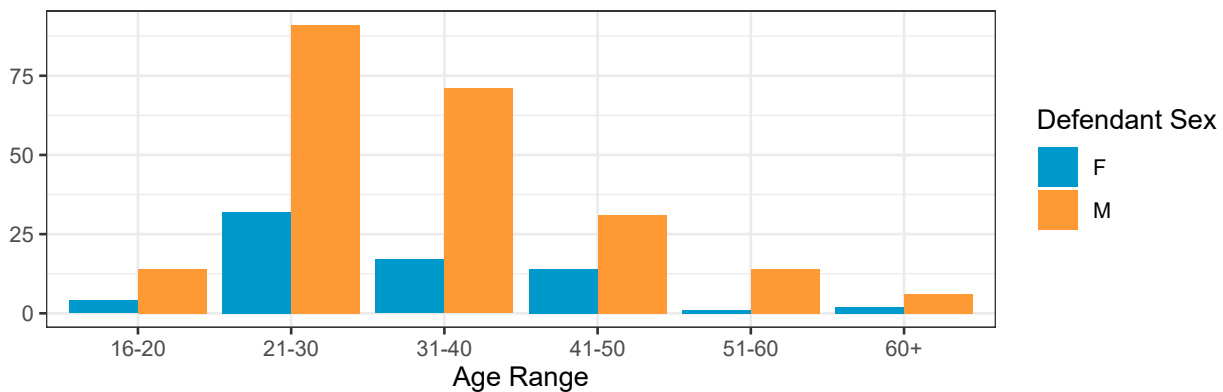
- 39 people had 2 or more traffic cases in FTC status.

County	Total Number of Traffic Violation Cases with a FTC	Total Number of People with a Traffic Violation FTC
Hertford County	345	299

- The majority of defendants with a traffic cases in FTC status were Black people (83%). With Black men having the most traffic violation cases in FTC status.

Defendant Race	F	M
Native American	2	0
Other	0	3
Hispanic	0	7
White	13	27
Black	55	192

- The majority of defendants with a traffic cases in FTC status were 21-30 years old (41%).²

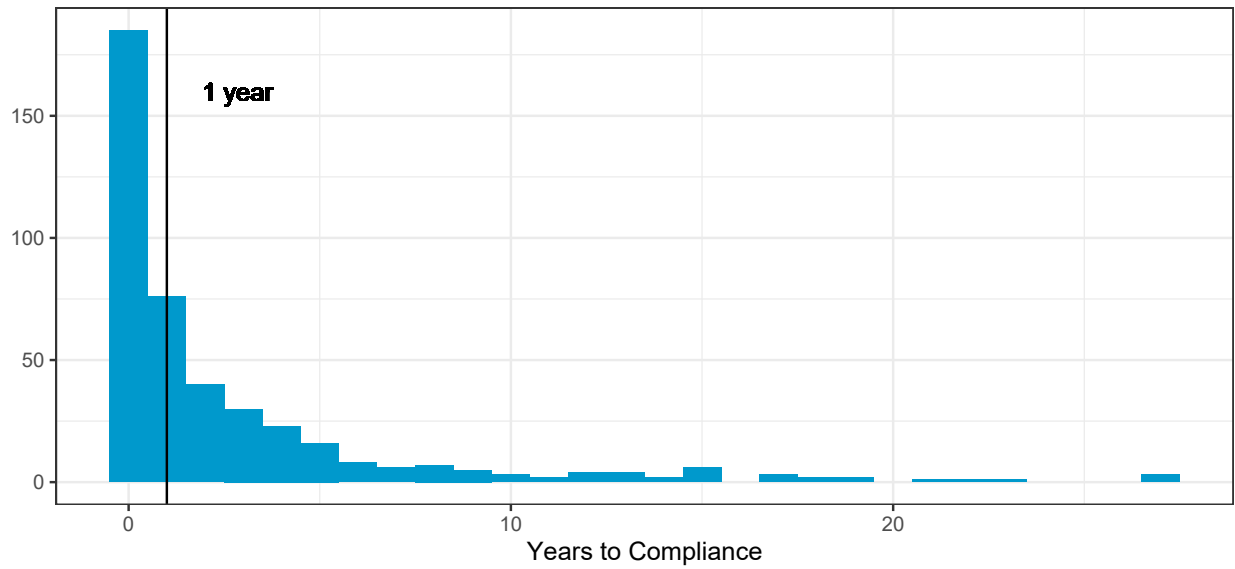


¹This estimate includes cases with guilty to lesser (GL), guilty (GU), prayer for judgement (PJ), responsible to lesser (RL), and responsible (RS) verdicts.

²While the age was not provided in the original data, it was calculated from the defendant's birthday and disposition date.

Length in FTC Status

- 52.3% of cases were in compliance after 1 year of receiving FTC status.



Years to Compliance	Black	White	Hispanic	Other	Unknown	Total % of Cases
0-1	182	32	1	1	1	52.3
1-2	44	11	0	0	0	13.3
2-3	24	4	0	0	0	6.7
3-4	18	3	0	0	0	5.1
4-5	25	3	0	0	0	6.7
5-10	27	6	0	0	0	8.0
10-15	17	2	0	0	0	4.6
15-20	7	1	0	0	0	1.9
20+	6	0	0	0	0	1.4

- For all traffic cases in Hertford County in FTC status in January 2022, the average length in FTC was 15 years.

Years in FTC	Black	White	Other	Hispanic	Native American	Total % of Cases
0-1	3	1	0	0	0	1.1
1-5	46	7	1	0	0	15.0
5-10	71	14	0	3	0	24.5
10-15	40	4	0	5	0	13.6
15-20	47	2	0	2	1	14.5
20-30	68	20	2	0	1	25.3
30+	21	0	0	0	0	5.8