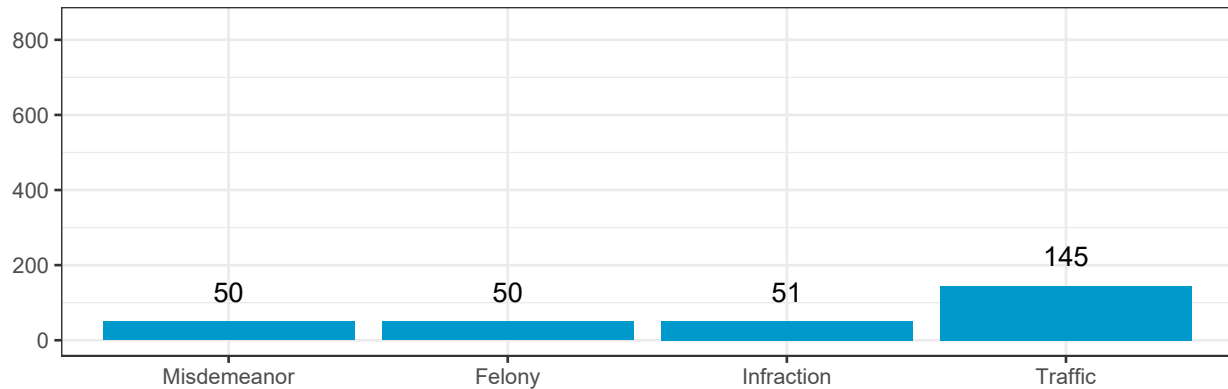


2022 Hyde County Debt-Based Driver's License Suspension Fact Sheet

In January 2022 Hyde County, NC had 610 recorded cases with a guilty or responsible verdict and a court mandated fee.¹ Of these, 51.5% of cases were in compliance and 48.5% of cases were in failure to comply (FTC) status. **The majority of FTC cases were traffic violations.**



Defendant Statistics and Demographics

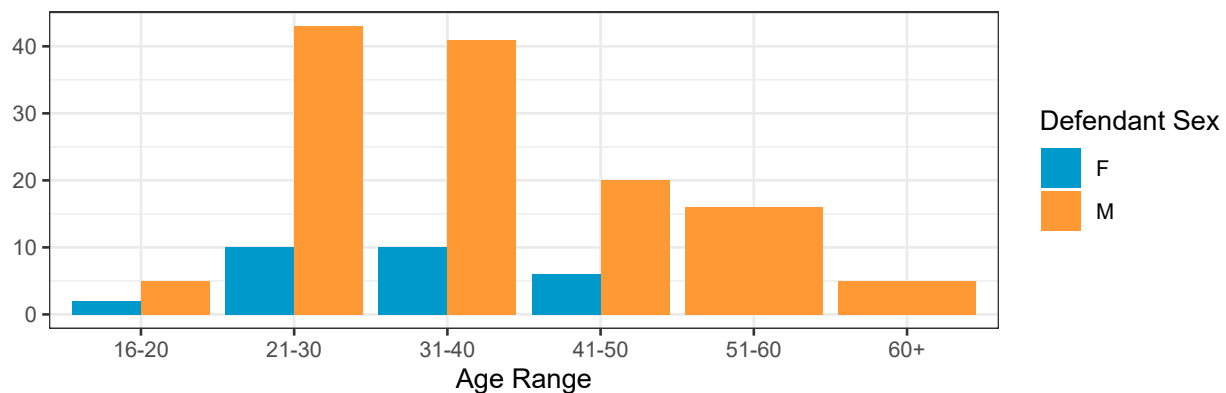
- 31 people had 2 or more traffic cases in FTC status.

County	Total Number of Traffic Violation Cases with a FTC	Total Number of People with a Traffic Violation FTC
Hyde County	199	158

- The majority of defendants with a traffic cases in FTC status were Black people (56%). With Black men having the most traffic violation cases in FTC status.

Defendant Race	F	M
Other	0	3
Hispanic	1	6
White	11	49
Black	16	72

- The majority of defendants with a traffic cases in FTC status were 21-30 years old (34%).²

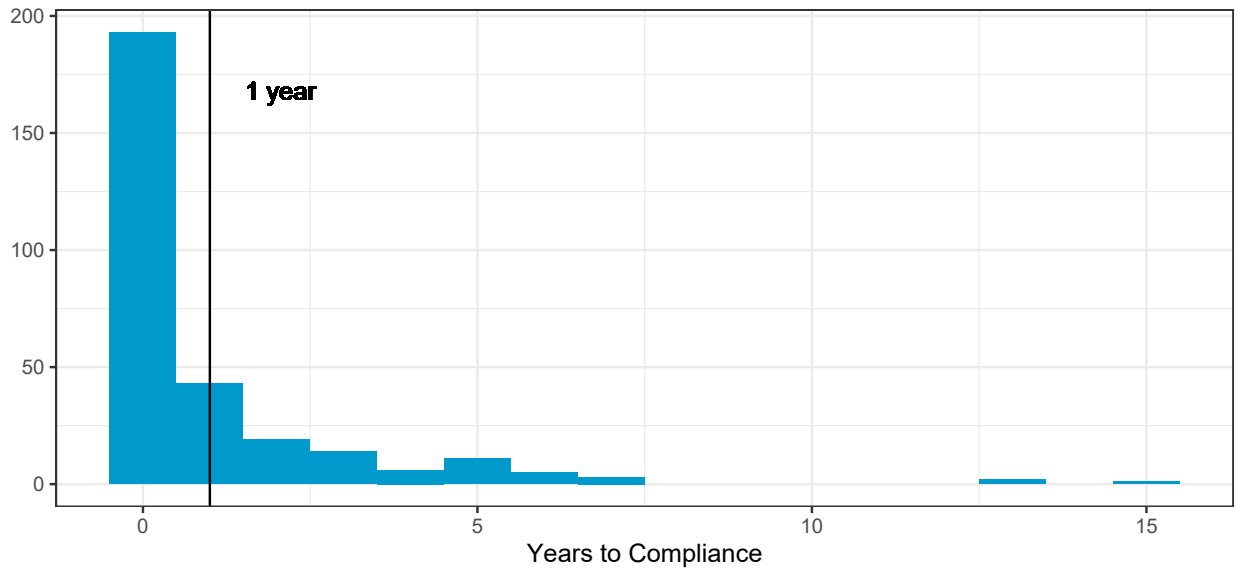


¹This estimate includes cases with guilty to lesser (GL), guilty (GU), prayer for judgement (PJ), responsible to lesser (RL), and responsible (RS) verdicts.

²While the age was not provided in the original data, it was calculated from the defendant's birthday and disposition date.

Length in FTC Status

- 73.1% of cases were in compliance after 1 year of receiving FTC status.



Years to Compliance	Black	White	Hispanic	Other	Total % of Cases
0-1	114	87	3	3	73.1
1-2	11	15	0	1	9.5
2-3	7	5	0	0	4.2
3-4	6	7	0	0	4.6
4-5	5	4	0	0	3.2
5-10	6	6	0	0	4.2
10-15	0	2	0	0	0.7
15-20	1	0	0	0	0.4

- For all traffic cases in Hyde County in FTC status in January 2022, the average length in FTC was 11 years.

Years in FTC	White	Black	Hispanic	Other	Total % of Cases
0-1	8	4	0	0	6.0
1-5	11	34	3	0	24.0
5-10	25	30	1	2	29.0
10-15	6	13	0	0	9.5
15-20	7	13	5	0	12.5
20-30	13	21	0	2	18.0
30+	2	0	0	0	1.0