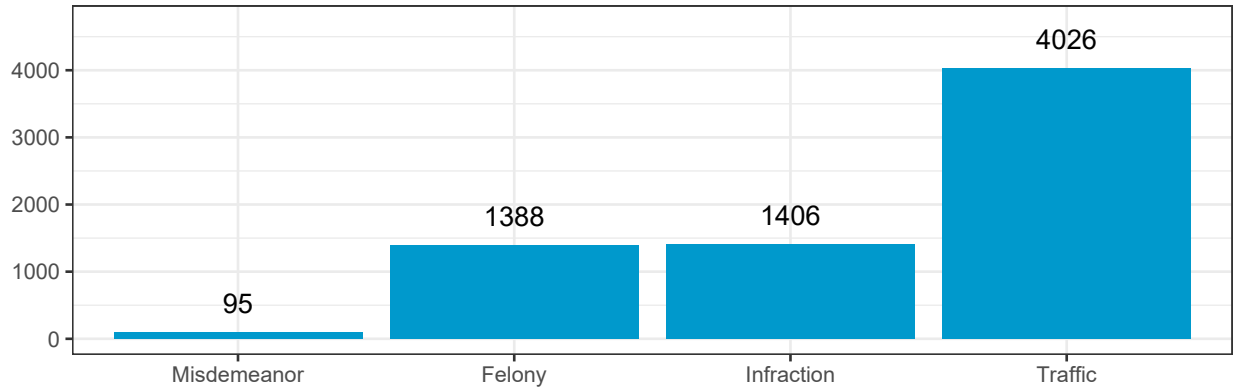


2022 New Hanover County Debt-Based Driver's License Suspension Fact Sheet

In January 2022 New Hanover County, NC had 29881 recorded cases with a guilty or responsible verdict and a court mandated fee.¹ Of these, 76.9% of cases were in compliance and 23.1% of cases were in failure to comply (FTC) status. **The majority of FTC cases were traffic violations.**



Defendant Statistics and Demographics

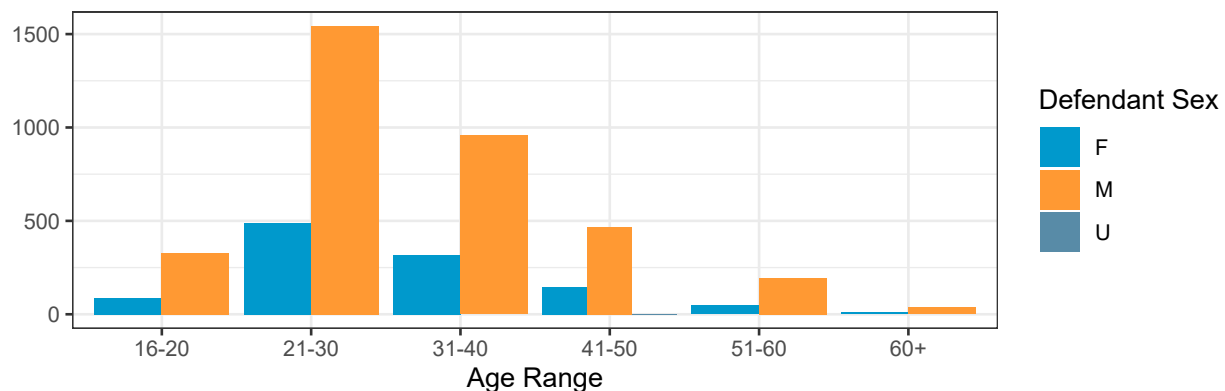
- 628 people had 2 or more traffic cases in FTC status.

County	Total Number of Traffic Violation Cases with a FTC	Total Number of People with a Traffic Violation FTC
New Hanover County	5392	4639

- The majority of defendants with a traffic cases in FTC status were White people (55%). With White men having the most traffic violation cases in FTC status.

Defendant Race	F	M	U
Asian	2	5	0
Unknown	1	8	2
Native American	8	14	0
Other	6	49	0
Hispanic	21	363	0
Black	420	1205	0
White	639	1894	0

- The majority of defendants with a traffic cases in FTC status were 21-30 years old (44%).²

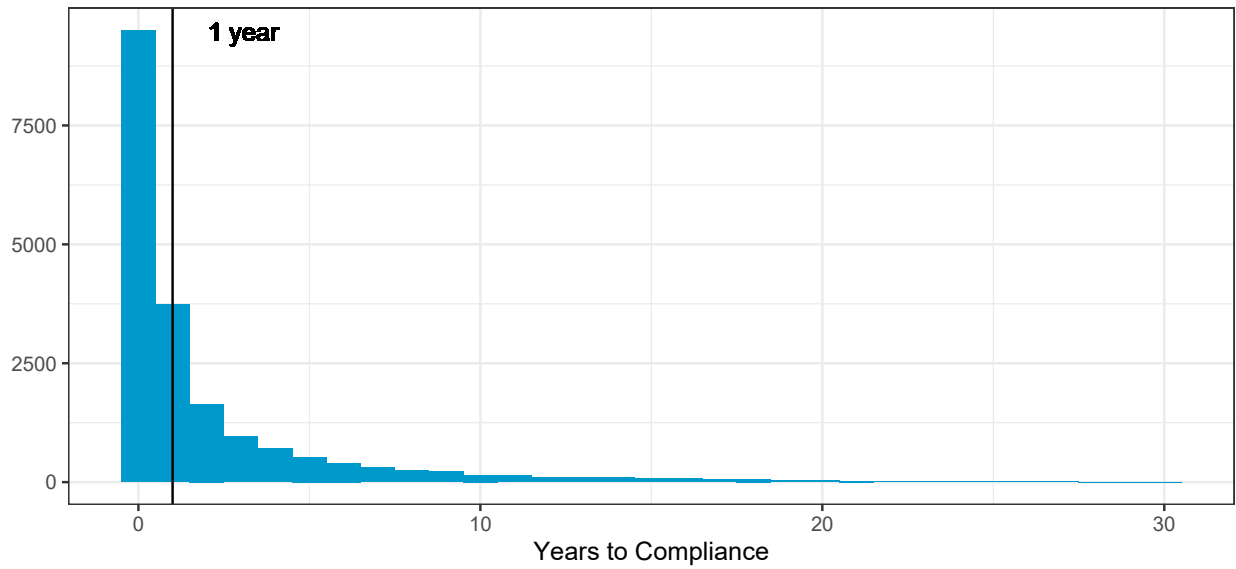


¹This estimate includes cases with guilty to lesser (GL), guilty (GU), prayer for judgement (PJ), responsible to lesser (RL), and responsible (RS) verdicts.

²While the age was not provided in the original data, it was calculated from the defendant's birthday and disposition date.

Length in FTC Status

- 60.7% of cases were in compliance after 1 year of receiving FTC status.



Years to Compliance	White	Black	Hispanic	Other	Native American	Asian	Unknown	Total % of Cases
0-1	7478	3333	437	173	36	29	13	60.7
1-2	1369	902	74	18	4	6	2	12.5
2-3	673	467	25	7	6	1	2	6.2
3-4	447	338	15	7	1	1	1	4.3
4-5	335	258	17	3	0	2	1	3.3
5-10	808	645	36	5	6	0	0	7.9
10-15	220	321	15	2	3	0	0	3.0
15-20	102	172	2	2	2	0	0	1.5
20+	47	82	0	0	0	0	0	0.7

- For all traffic cases in New Hanover County in FTC status in January 2022, the average length in FTC was 14 years.

Years in FTC	White	Black	Hispanic	Other	Asian	Native American	Unknown	Total % of Cases
0-1	198	168	35	6	3	2	0	7.6
1-5	580	441	96	17	2	10	2	21.2
5-10	340	168	28	9	1	1	9	10.3
10-15	340	153	123	8	1	3	0	11.6
15-20	375	252	114	4	0	2	1	13.8
20-30	1066	667	49	17	0	7	0	33.4
30+	65	43	0	0	0	0	1	2.0