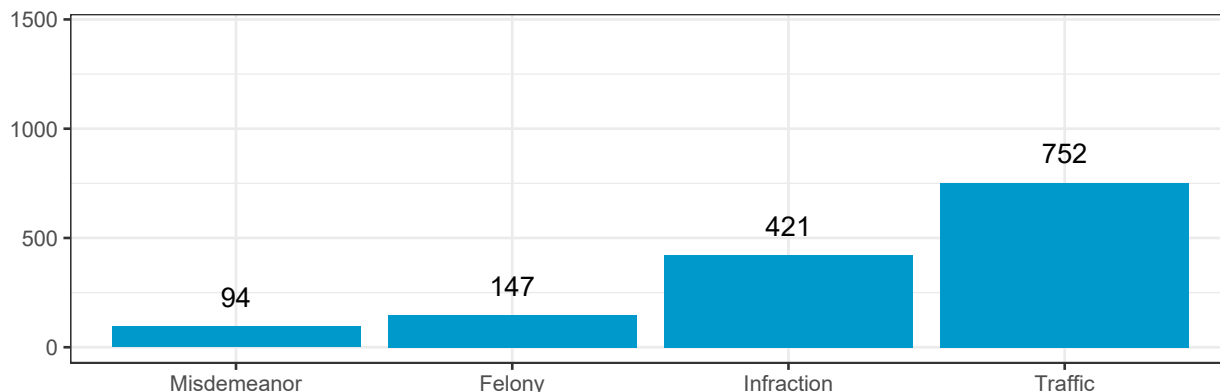


2022 Avery County Debt-Based Driver's License Suspension Fact Sheet

In January 2022 Avery County, NC had 2594 recorded cases with a guilty or responsible verdict and a court mandated fee.¹ Of these, 45.5% of cases were in compliance and 54.5% of cases were in failure to comply (FTC) status.

The majority of FTC cases were traffic violations.



Defendant Statistics and Demographics

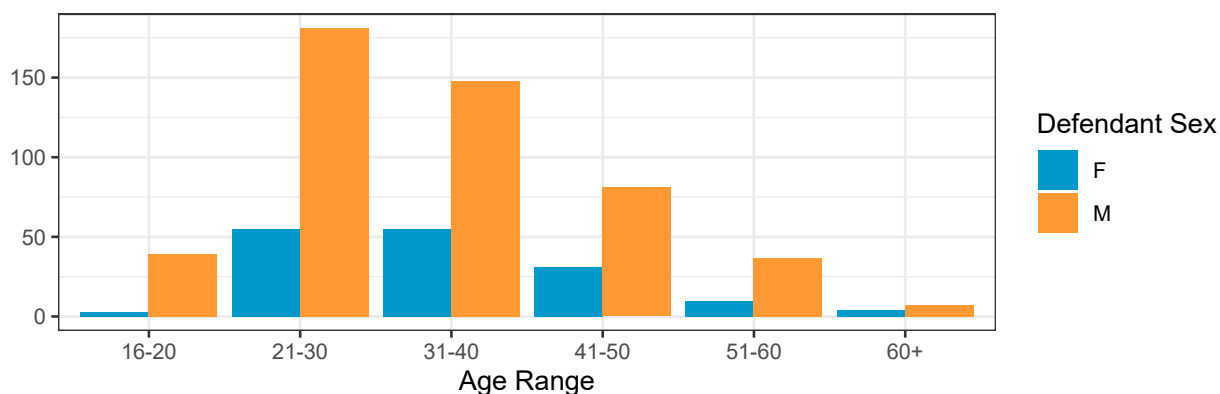
- 129 people had 2 or more traffic cases in FTC status.

County	Total Number of Traffic Violation Cases with a FTC	Total Number of People with a Traffic Violation FTC
Avery County	841	654

- The majority of defendants with a traffic cases in FTC status were White people (86%). With White men having the most traffic violation cases in FTC status.

Defendant Race	M	F
Native American	1	0
Unknown	1	0
Other	8	0
Black	23	0
Hispanic	55	2
White	408	156

- The majority of defendants with a traffic cases in FTC status were 21-30 years old (36%).²

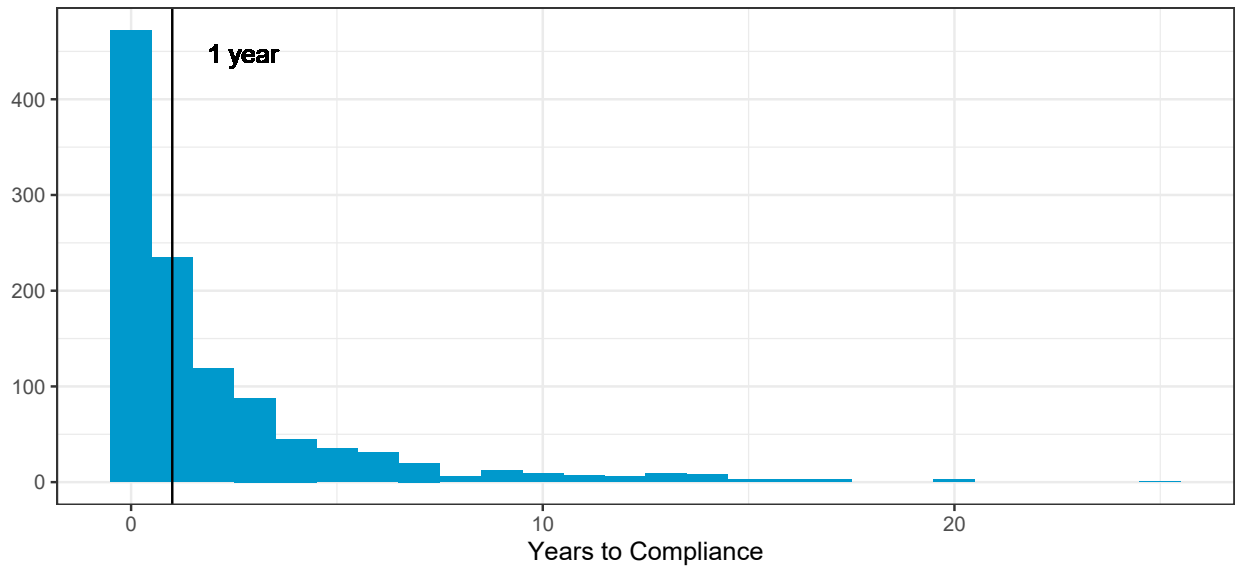


¹This estimate includes cases with guilty to lesser (GL), guilty (GU), prayer for judgement (PJ), responsible to lesser (RL), and responsible (RS) verdicts.

²While the age was not provided in the original data, it was calculated from the defendant's birthday and disposition date.

Length in FTC Status

- 52.3% of cases were in compliance after 1 year of receiving FTC status.



Years to Compliance	White	Hispanic	Black	Other	Native American	Total % of Cases
0-1	514	16	8	7	0	52.3
1-2	159	7	2	3	1	16.5
2-3	86	0	0	1	1	8.4
3-4	56	0	3	0	0	5.7
4-5	40	1	0	0	0	3.9
5-10	82	4	3	0	0	8.5
10-15	35	0	1	0	0	3.5
15-20	8	0	0	0	0	0.8
20+	4	0	0	0	0	0.4

- For all traffic cases in Avery County in FTC status in January 2022, the average length in FTC was 13 years.

Years in FTC	White	Hispanic	Unknown	Black	Other	Native American	Total % of Cases
0-1	17	2	2	1	1	0	2.7
1-5	141	8	0	5	1	0	18.0
5-10	160	7	0	7	2	0	20.4
10-15	140	40	0	8	0	1	22.0
15-20	148	9	0	3	1	1	18.8
20-30	126	2	0	4	7	0	16.1
30+	16	0	0	0	1	0	2.0