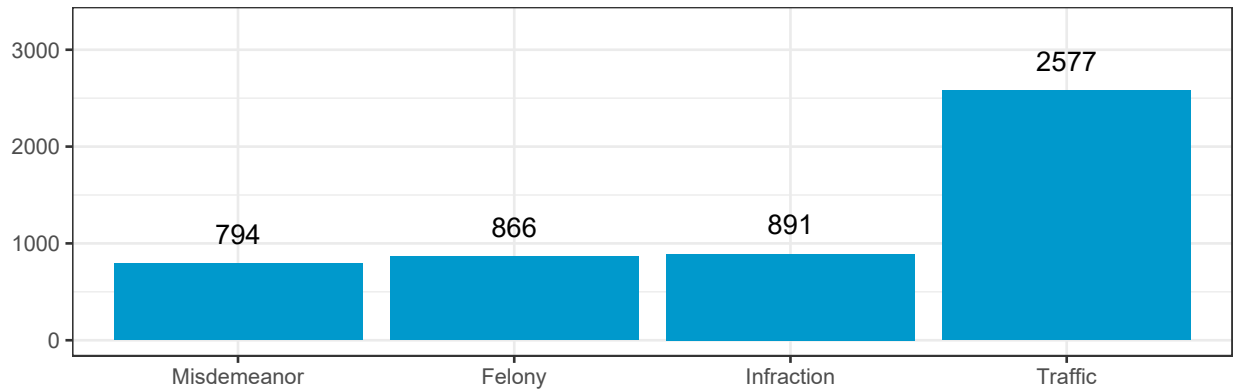


2022 Beaufort County Debt-Based Driver's License Suspension Fact Sheet

In January 2022 Beaufort County, NC had 10195 recorded cases with a guilty or responsible verdict and a court mandated fee.¹ Of these, 49.7% of cases were in compliance and 50.3% of cases were in failure to comply (FTC) status. **The majority of FTC cases were traffic violations.**



Defendant Statistics and Demographics

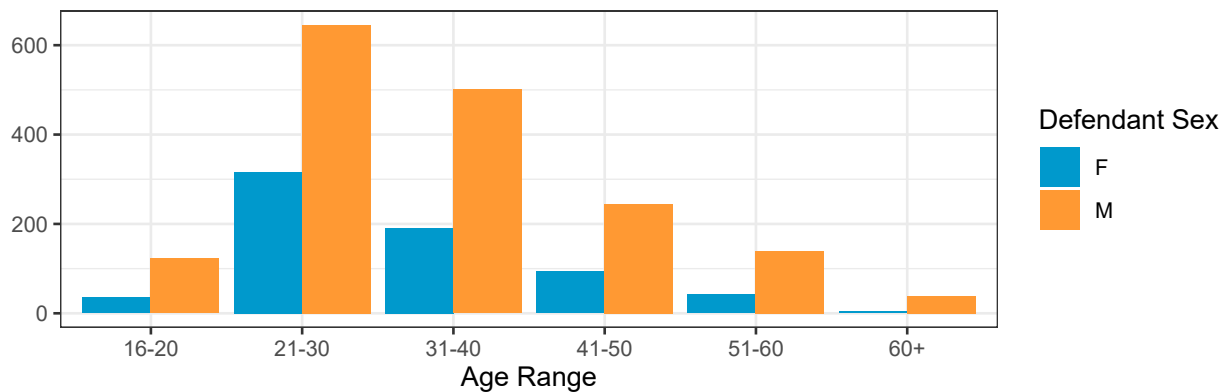
- 650 people had 2 or more traffic cases in FTC status.

| County | Total Number of Traffic Violation Cases with a FTC | Total Number of People with a Traffic Violation FTC |
|-----------------|--|---|
| Beaufort County | 3489 | 2379 |

- The majority of defendants with a traffic cases in FTC status were Black people (57%). With Black men having the most traffic violation cases in FTC status.

| Defendant Race | F | M |
|----------------|-----|-----|
| Unknown | 0 | 1 |
| Other | 7 | 44 |
| Hispanic | 22 | 120 |
| White | 285 | 536 |
| Black | 369 | 995 |

- The majority of defendants with a traffic cases in FTC status were 21-30 years old (40%).²

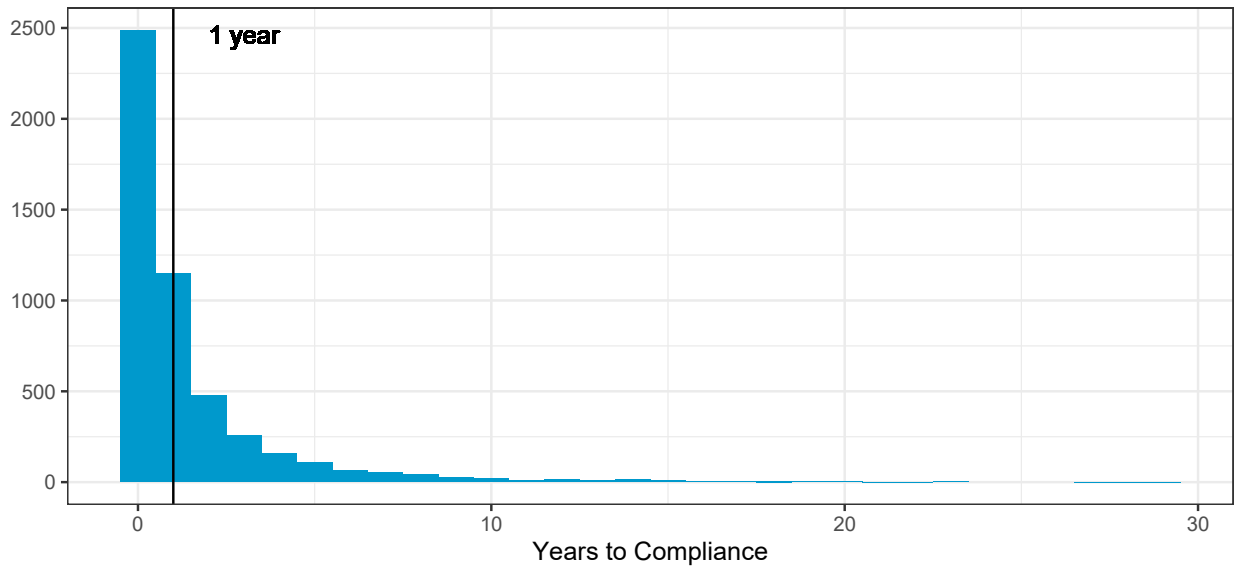


¹This estimate includes cases with guilty to lesser (GL), guilty (GU), prayer for judgement (PJ), responsible to lesser (RL), and responsible (RS) verdicts.

²While the age was not provided in the original data, it was calculated from the defendant's birthday and disposition date.

Length in FTC Status

- 63.7% of cases were in compliance after 1 year of receiving FTC status.



| Years to Compliance | Black | White | Hispanic | Other | Unknown | Asian | Native American | Total % of Cases |
|---------------------|-------|-------|----------|-------|---------|-------|-----------------|------------------|
| 0-1 | 1738 | 1174 | 72 | 41 | 4 | 3 | 0 | 63.7 |
| 1-2 | 421 | 282 | 13 | 6 | 0 | 0 | 0 | 15.2 |
| 2-3 | 187 | 127 | 10 | 6 | 0 | 0 | 0 | 6.9 |
| 3-4 | 139 | 65 | 7 | 3 | 0 | 0 | 0 | 4.5 |
| 4-5 | 79 | 48 | 1 | 1 | 0 | 1 | 0 | 2.7 |
| 5-10 | 143 | 86 | 9 | 1 | 0 | 0 | 1 | 5.0 |
| 10-15 | 40 | 17 | 0 | 0 | 0 | 0 | 0 | 1.2 |
| 15-20 | 21 | 5 | 0 | 0 | 0 | 0 | 0 | 0.5 |
| 20+ | 7 | 1 | 0 | 0 | 0 | 0 | 0 | 0.2 |

- For all traffic cases in Beaufort County in FTC status in January 2022, the average length in FTC was 9 years.

| Years in FTC | Black | White | Hispanic | Other | Unknown | Total % of Cases |
|--------------|-------|-------|----------|-------|---------|------------------|
| 0-1 | 156 | 126 | 9 | 3 | 0 | 8.4 |
| 1-5 | 708 | 398 | 57 | 20 | 0 | 33.8 |
| 5-10 | 530 | 286 | 32 | 17 | 1 | 24.7 |
| 10-15 | 209 | 106 | 30 | 7 | 0 | 10.1 |
| 15-20 | 156 | 95 | 39 | 4 | 0 | 8.4 |
| 20-30 | 256 | 152 | 24 | 28 | 0 | 13.1 |
| 30+ | 22 | 18 | 0 | 11 | 0 | 1.5 |