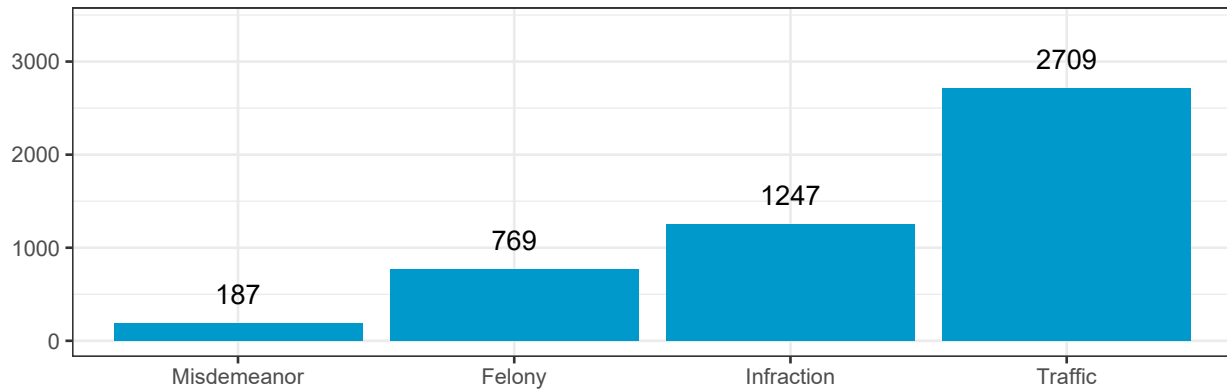


2022 Buncombe County Debt-Based Driver's License Suspension Fact Sheet

In January 2022 Buncombe County, NC had 8716 recorded cases with a guilty or responsible verdict and a court mandated fee.¹ Of these, 43.6% of cases were in compliance and 56.4% of cases were in failure to comply (FTC) status. **The majority of FTC cases were traffic violations.**



Defendant Statistics and Demographics

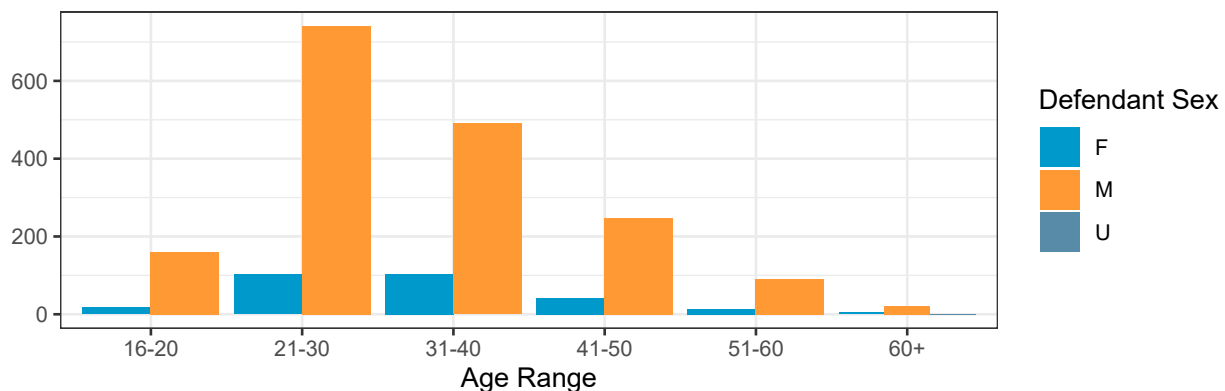
- 523 people had 2 or more traffic cases in FTC status.

County	Total Number of Traffic Violation Cases with a FTC	Total Number of People with a Traffic Violation FTC
Buncombe County	2777	2039

- The majority of defendants with a traffic cases in FTC status were White people (71%). With White men having the most traffic violation cases in FTC status.

Defendant Race	M	F	U
Asian	2	0	0
Unknown	5	0	1
Native American	8	2	0
Other	28	2	0
Hispanic	108	2	0
Black	393	50	0
White	1209	226	0

- The majority of defendants with a traffic cases in FTC status were 21-30 years old (41%).²

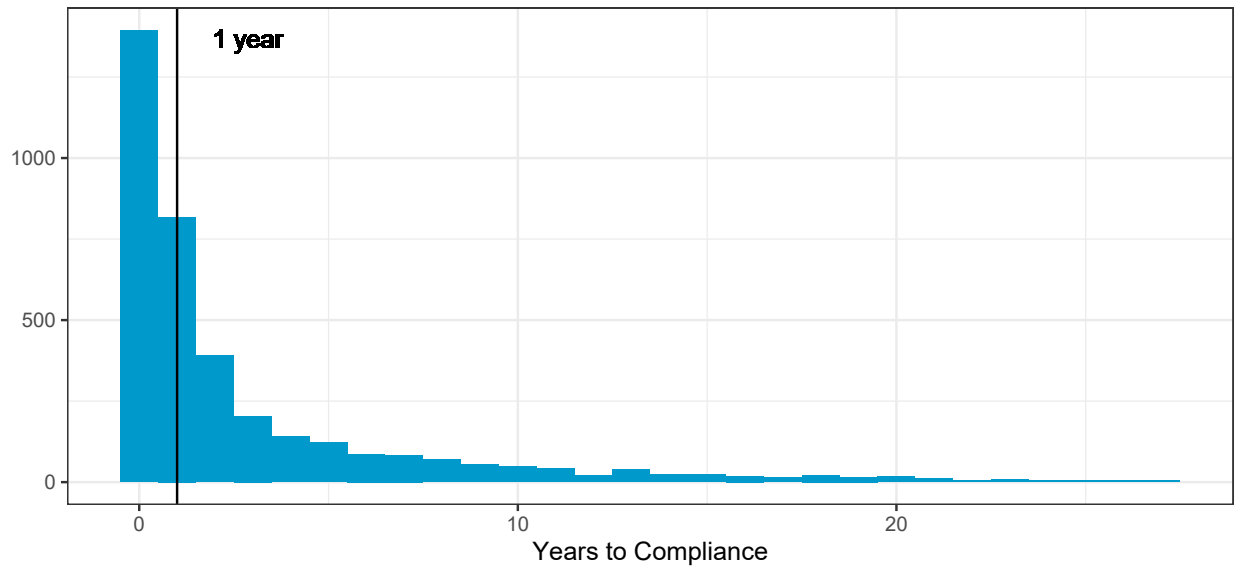


¹This estimate includes cases with guilty to lesser (GL), guilty (GU), prayer for judgement (PJ), responsible to lesser (RL), and responsible (RS) verdicts.

²While the age was not provided in the original data, it was calculated from the defendant's birthday and disposition date.

Length in FTC Status

- 50.8% of cases were in compliance after 1 year of receiving FTC status.



Years to Compliance	White	Black	Hispanic	Other	Native American	Asian	Unknown	Total % of Cases
0-1	1367	397	37	19	6	4	2	50.8
1-2	376	131	8	6	1	0	0	14.5
2-3	186	74	8	4	1	0	0	7.6
3-4	115	47	0	5	0	0	1	4.7
4-5	101	35	5	1	1	0	0	4.0
5-10	257	95	2	3	2	0	1	10.0
10-15	126	43	1	0	0	0	0	4.7
15-20	60	30	0	0	0	0	0	2.5
20+	28	20	0	0	0	0	0	1.3

- For all traffic cases in Buncombe County in FTC status in January 2022, the average length in FTC was 21 years.

Years in FTC	White	Black	Hispanic	Other	Unknown	Asian	Native American	Total % of Cases
0-1	1	0	0	0	0	0	0	0.0
1-5	163	36	10	3	1	0	0	7.1
5-10	232	76	25	5	1	3	1	11.4
10-15	293	71	51	5	0	0	4	14.1
15-20	264	88	44	5	0	0	3	13.5
20-30	685	235	16	19	6	0	1	32.1
30+	494	147	0	8	1	0	2	21.7