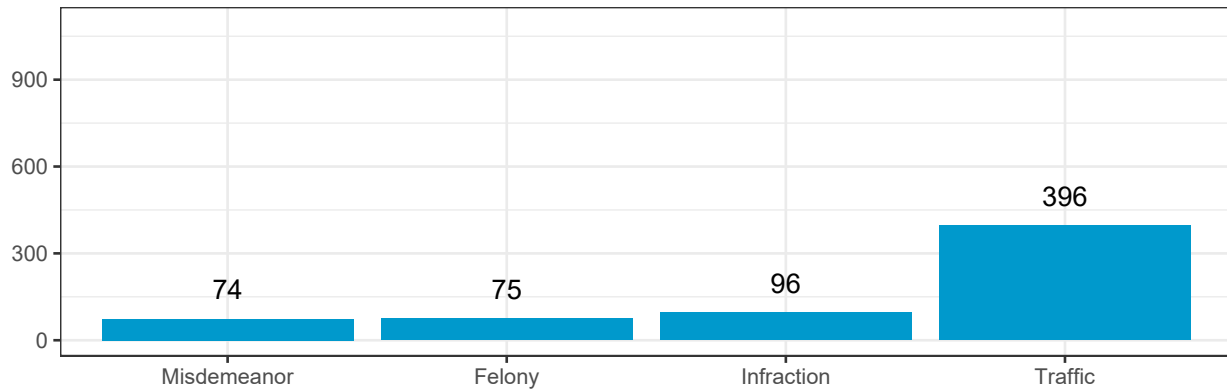


## 2022 Camden County Debt-Based Driver's License Suspension Fact Sheet

In January 2022 Camden County, NC had 1289 recorded cases with a guilty or responsible verdict and a court mandated fee.<sup>1</sup> Of these, 50.3% of cases were in compliance and 49.7% of cases were in failure to comply (FTC) status. **The majority of FTC cases were traffic violations.**



### Defendant Statistics and Demographics

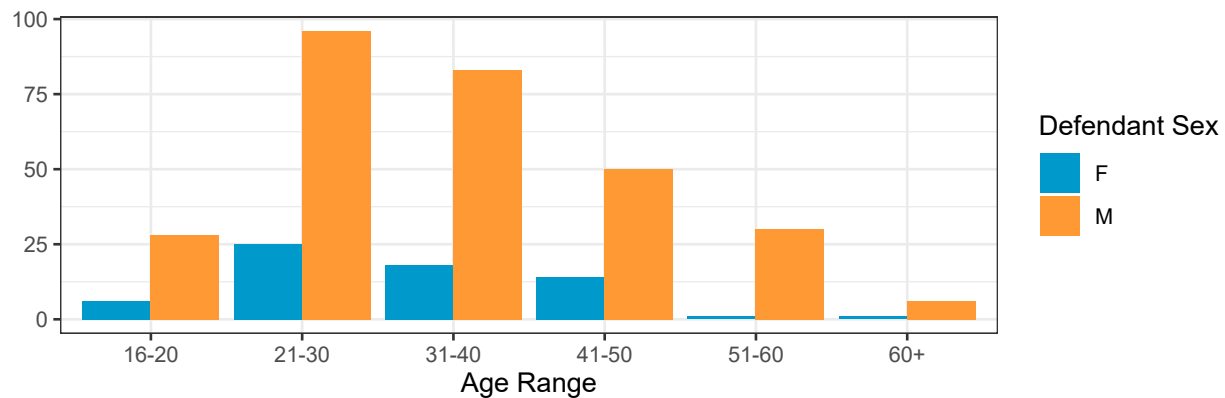
- 85 people had 2 or more traffic cases in FTC status.

County	Total Number of Traffic Violation Cases with a FTC	Total Number of People with a Traffic Violation FTC
Camden County	472	360

- The majority of defendants with a traffic cases in FTC status were Black people (51%). With Black men having the most traffic violation cases in FTC status.

Defendant Race	M	F
Asian	2	0
Other	3	3
Hispanic	12	0
White	120	35
Black	156	29

- The majority of defendants with a traffic cases in FTC status were 21-30 years old (34%).<sup>2</sup>

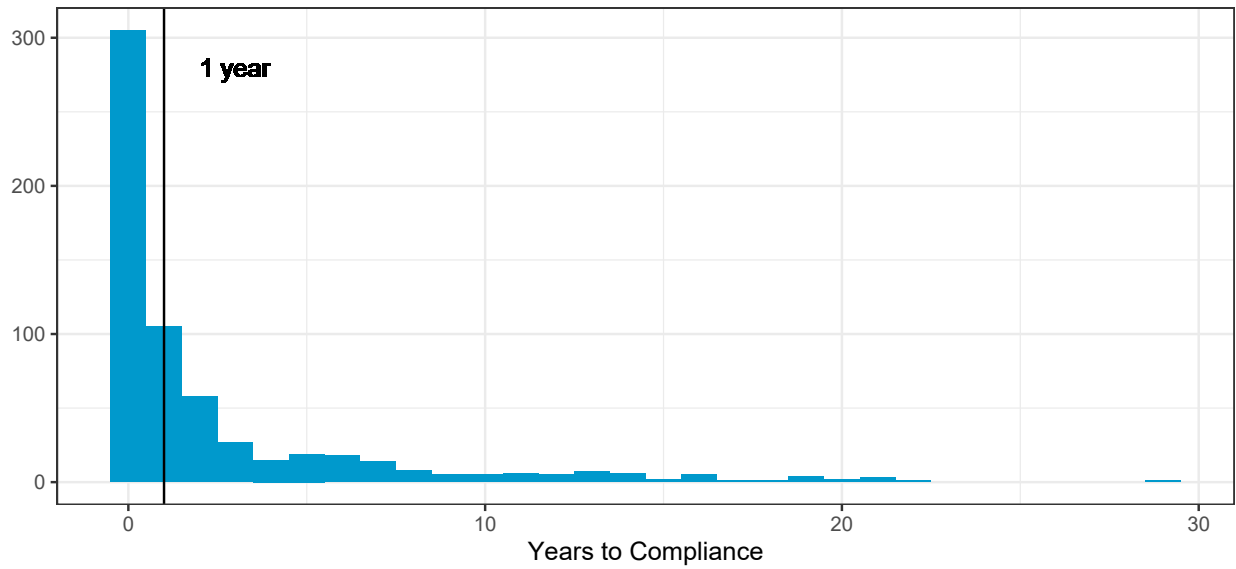


<sup>1</sup>This estimate includes cases with guilty to lesser (GL), guilty (GU), prayer for judgement (PJ), responsible to lesser (RL), and responsible (RS) verdicts.

<sup>2</sup>While the age was not provided in the original data, it was calculated from the defendant's birthday and disposition date.

## Length in FTC Status

- 57.5% of cases were in compliance after 1 year of receiving FTC status.



Years to Compliance	White	Black	Hispanic	Other	Asian	Native American	Total % of Cases
0-1	184	151	6	5	1	0	57.5
1-2	30	43	0	0	0	0	12.1
2-3	22	19	0	0	0	0	6.8
3-4	15	12	0	0	0	0	4.5
4-5	6	8	0	0	0	0	2.3
5-10	22	30	0	1	0	0	8.8
10-15	10	16	0	2	0	1	4.8
15-20	3	9	0	0	0	0	2.0
20+	1	6	0	0	0	0	1.2

- For all traffic cases in Camden County in FTC status in January 2022, the average length in FTC was 16 years.

Years in FTC	White	Black	Hispanic	Asian	Other	Total % of Cases
0-1	4	1	0	0	0	1.0
1-5	39	40	2	0	0	17.0
5-10	33	45	1	1	1	17.0
10-15	38	15	6	1	0	12.6
15-20	20	36	4	0	4	13.4
20-30	57	99	0	0	1	32.9
30+	20	9	0	0	0	6.1