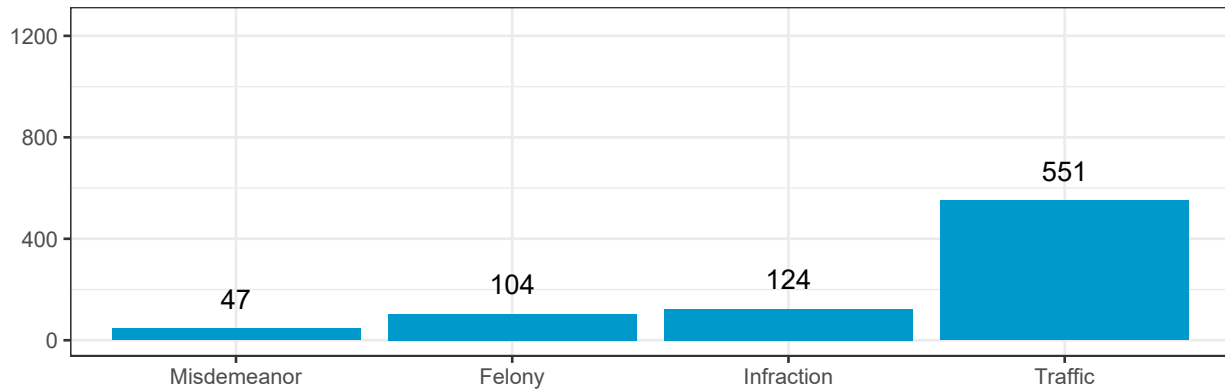


2022 Chowan County Debt-Based Driver's License Suspension Fact Sheet

In January 2022 Chowan County, NC had 1485 recorded cases with a guilty or responsible verdict and a court mandated fee.¹ Of these, 44.4% of cases were in compliance and 55.6% of cases were in failure to comply (FTC) status. **The majority of FTC cases were traffic violations.**



Defendant Statistics and Demographics

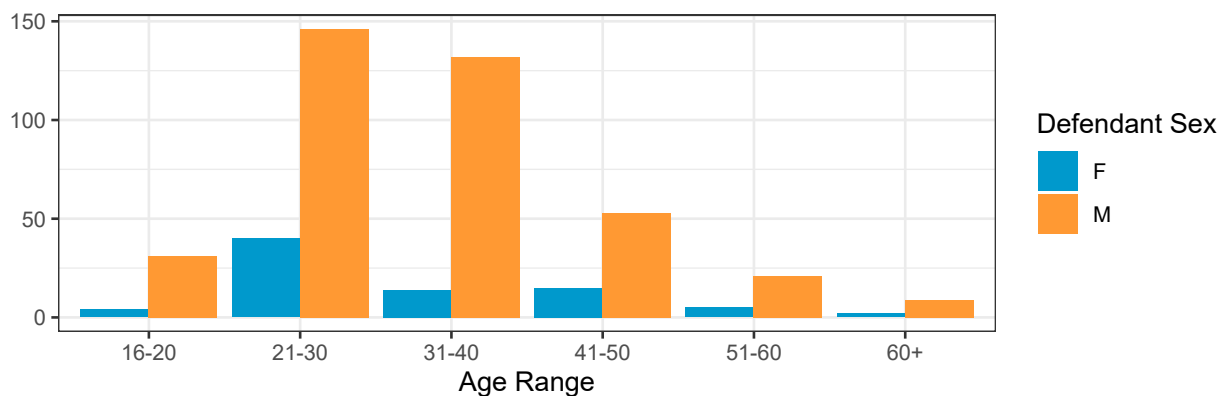
- 121 people had 2 or more traffic cases in FTC status.

County	Total Number of Traffic Violation Cases with a FTC	Total Number of People with a Traffic Violation FTC
Chowan County	638	473

- The majority of defendants with a traffic cases in FTC status were Black people (73%). With Black men having the most traffic violation cases in FTC status.

Defendant Race	F	M
Other	0	5
Hispanic	0	17
White	27	80
Black	53	290

- The majority of defendants with a traffic cases in FTC status were 21-30 years old (39%).²

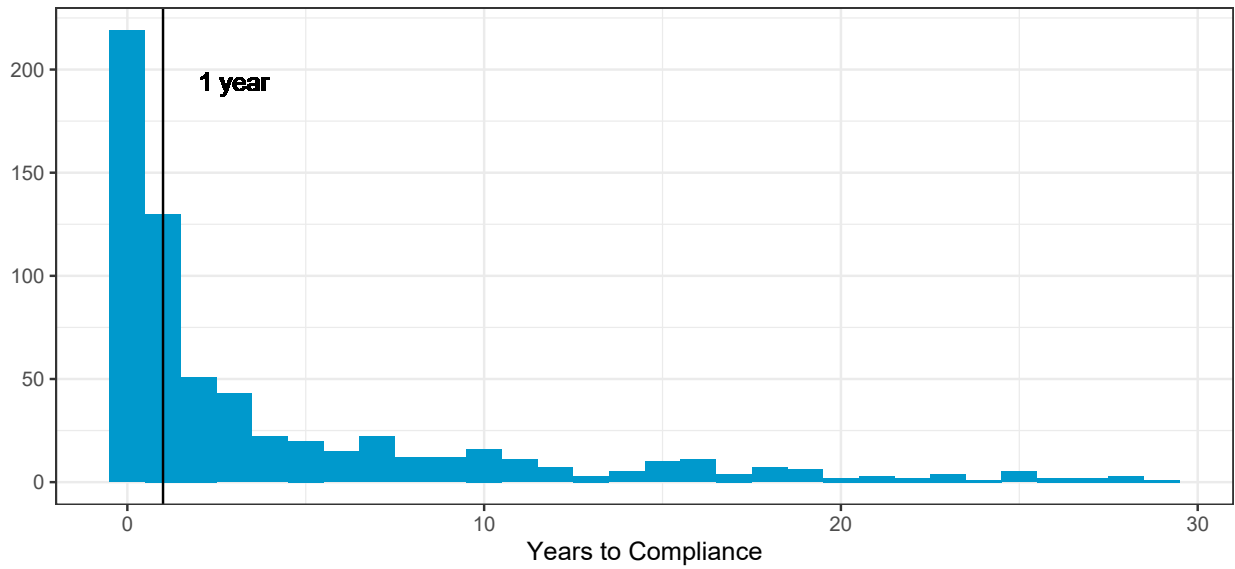


¹This estimate includes cases with guilty to lesser (GL), guilty (GU), prayer for judgement (PJ), responsible to lesser (RL), and responsible (RS) verdicts.

²While the age was not provided in the original data, it was calculated from the defendant's birthday and disposition date.

Length in FTC Status

- 44.1% of cases were in compliance after 1 year of receiving FTC status.



Years to Compliance	Black	White	Hispanic	Other	Total % of Cases
0-1	190	84	2	2	44.1
1-2	59	19	0	2	12.7
2-3	32	15	0	0	7.5
3-4	16	11	0	0	4.3
4-5	17	3	0	0	3.2
5-10	73	12	0	1	13.7
10-15	26	7	0	0	5.2
15-20	24	9	0	2	5.6
20+	22	2	0	0	3.8

- For all traffic cases in Chowan County in FTC status in January 2022, the average length in FTC was 18 years.

Years in FTC	Black	White	Hispanic	Other	Total % of Cases
0-1	10	2	1	0	2.0
1-5	56	30	2	1	13.6
5-10	58	15	4	0	11.7
10-15	29	8	7	0	6.7
15-20	45	20	7	0	11.0
20-30	242	55	7	5	47.1
30+	42	10	0	0	7.9