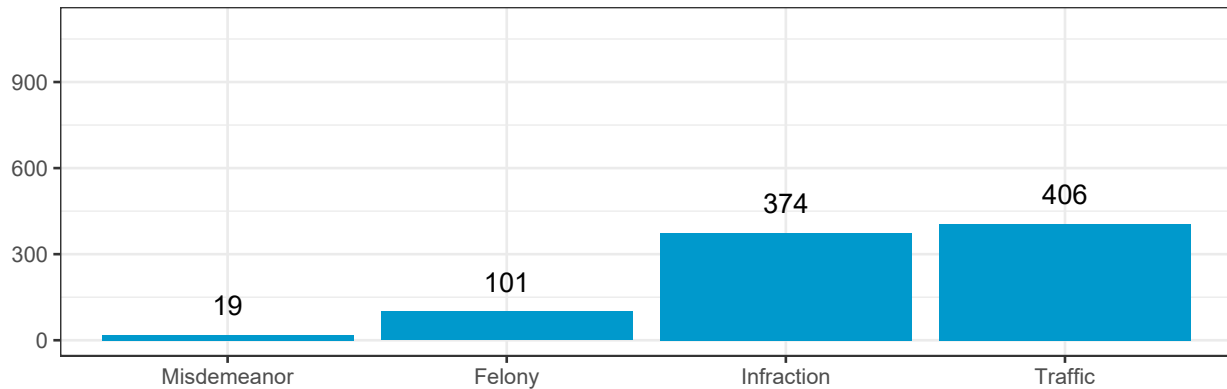


2022 Dare County Debt-Based Driver's License Suspension Fact Sheet

In January 2022 Dare County, NC had 1683 recorded cases with a guilty or responsible verdict and a court mandated fee.¹ Of these, 46.5% of cases were in compliance and 53.5% of cases were in failure to comply (FTC) status. **The majority of FTC cases were traffic violations.**



Defendant Statistics and Demographics

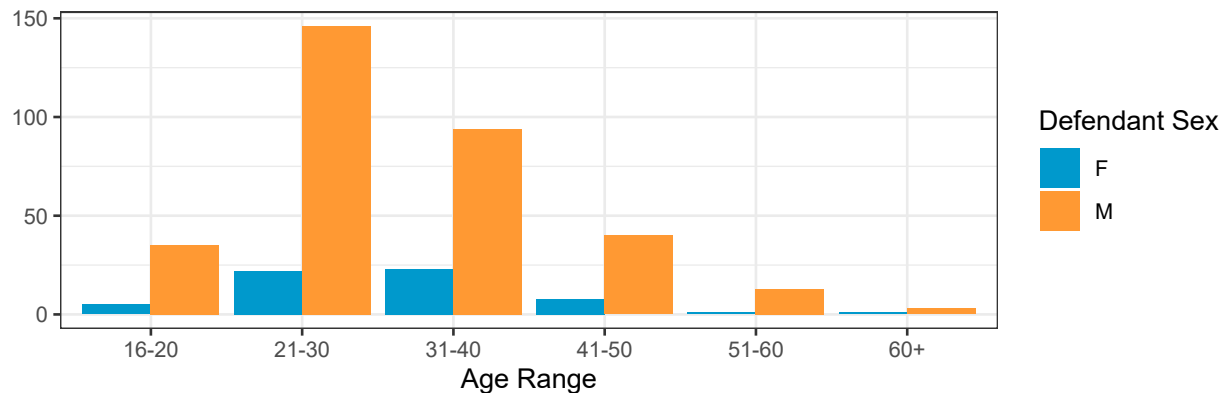
- 70 people had 2 or more traffic cases in FTC status.

County	Total Number of Traffic Violation Cases with a FTC	Total Number of People with a Traffic Violation FTC
Dare County	473	392

- The majority of defendants with a traffic cases in FTC status were White people (78%). With White men having the most traffic violation cases in FTC status.

Defendant Race	F	M
Other	0	7
Hispanic	0	21
Black	8	49
White	52	255

- The majority of defendants with a traffic cases in FTC status were 21-30 years old (43%).²

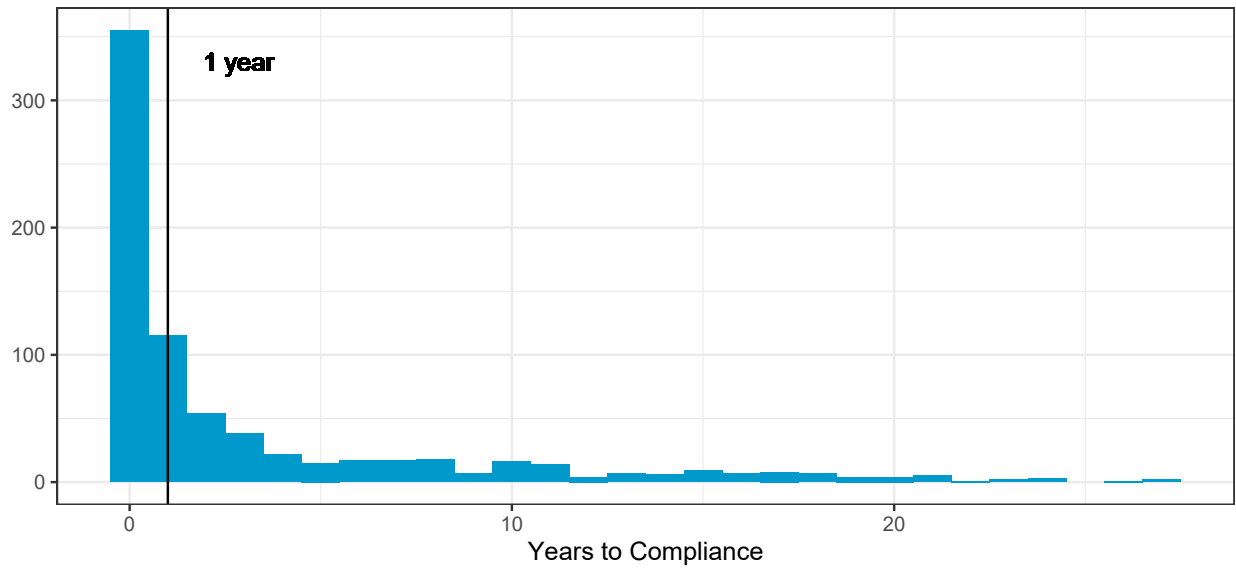


¹This estimate includes cases with guilty to lesser (GL), guilty (GU), prayer for judgement (PJ), responsible to lesser (RL), and responsible (RS) verdicts.

²While the age was not provided in the original data, it was calculated from the defendant's birthday and disposition date.

Length in FTC Status

- 52.7% of cases were in compliance after 1 year of receiving FTC status.



Years to Compliance	White	Black	Hispanic	Other	Unknown	Native American	Total % of Cases
0-1	306	38	11	10	3	1	52.7
1-2	65	8	0	0	1	0	10.6
2-3	43	1	0	0	0	0	6.3
3-4	29	1	1	0	2	0	4.7
4-5	9	3	2	0	0	0	2.0
5-10	62	8	2	0	0	1	10.4
10-15	40	5	0	0	0	0	6.4
15-20	31	1	0	0	0	0	4.6
20+	12	4	0	0	0	0	2.3

- For all traffic cases in Dare County in FTC status in January 2022, the average length in FTC was 21 years.

Years in FTC	White	Black	Hispanic	Other	Total % of Cases
0-1	1	0	0	0	0.2
1-5	12	9	0	0	4.4
5-10	17	6	4	2	6.1
10-15	28	6	1	0	7.4
15-20	59	10	18	0	18.4
20-30	242	30	5	5	59.5
30+	13	6	0	0	4.0