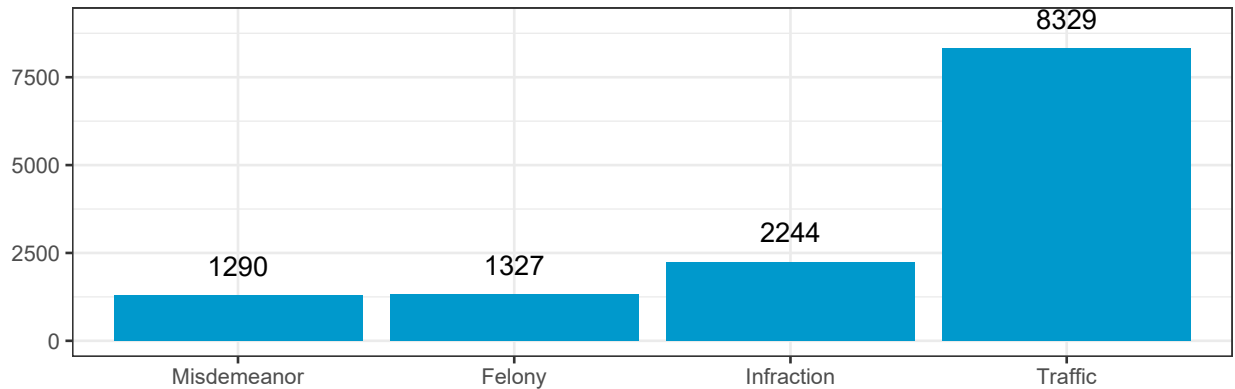


2022 Durham County Debt-Based Driver's License Suspension Fact Sheet

In January 2022 Durham County, NC had 64176 recorded cases with a guilty or responsible verdict and a court mandated fee.¹ Of these, 79.4% of cases were in compliance and 20.6% of cases were in failure to comply (FTC) status. **The majority of FTC cases were traffic violations.**



Defendant Statistics and Demographics

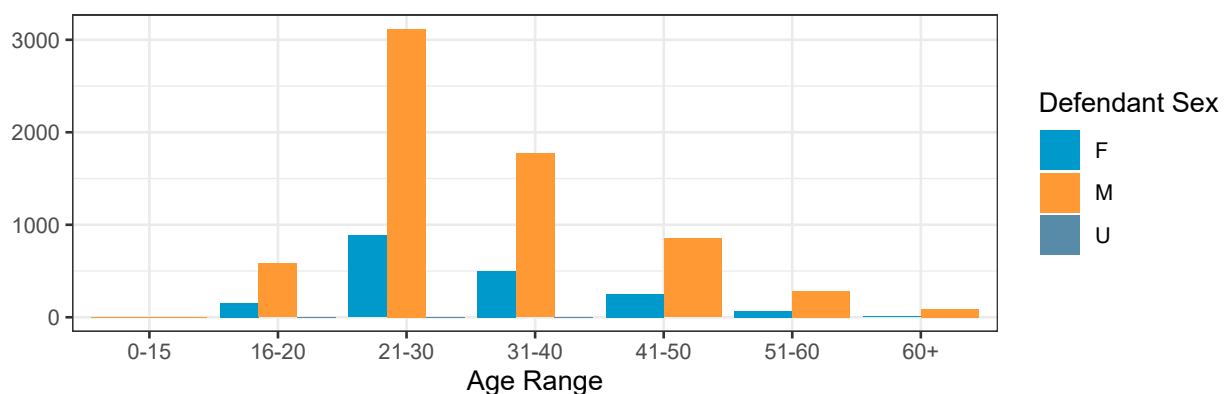
- 1364 people had 2 or more traffic cases in FTC status.

County	Total Number of Traffic Violation Cases with a FTC	Total Number of People with a Traffic Violation FTC
Durham County	10302	8608

- The majority of defendants with a traffic cases in FTC status were Black people (59%). With Black men having the most traffic violation cases in FTC status.

Defendant Race	F	M	U
Native American	1	3	0
Unknown	3	7	4
Asian	2	10	0
Other	28	250	0
White	304	997	0
Hispanic	99	1793	1
Black	1430	3673	0

- The majority of defendants with a traffic cases in FTC status were 21-30 years old (47%).²

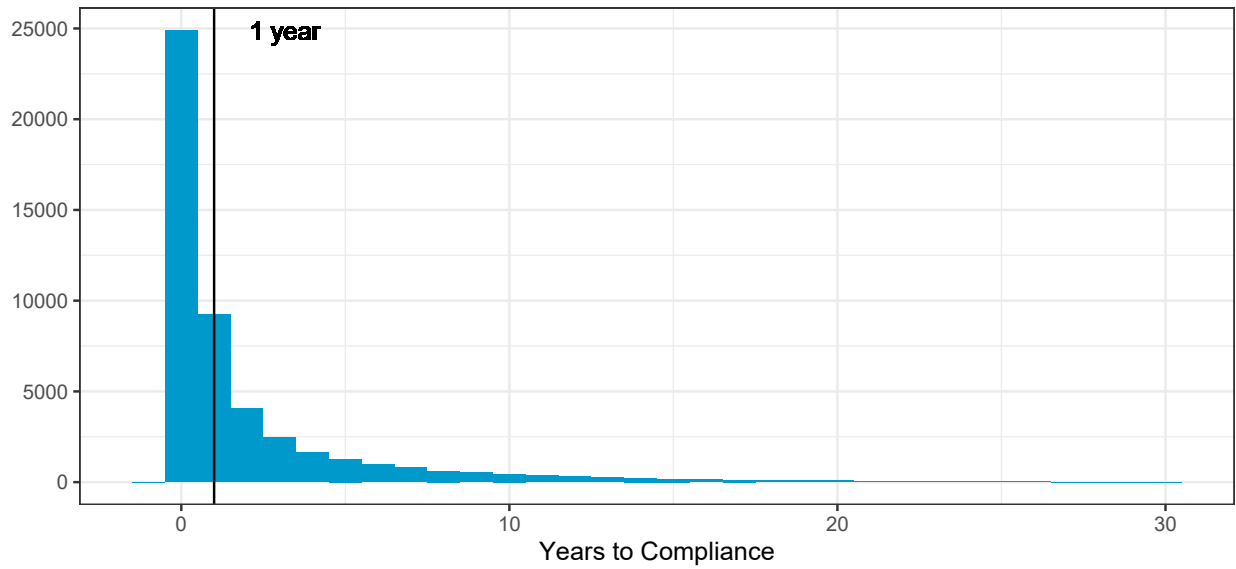


¹This estimate includes cases with guilty to lesser (GL), guilty (GU), prayer for judgement (PJ), responsible to lesser (RL), and responsible (RS) verdicts.

²While the age was not provided in the original data, it was calculated from the defendant's birthday and disposition date.

Length in FTC Status

- 62.1% of cases were in compliance after 1 year of receiving FTC status.



Years to Compliance	Black	White	Hispanic	Other	Asian	Native American	Unknown	Total % of Cases
0-1	20133	6394	2672	631	110	32	25	62.1
1-2	4387	896	373	67	7	2	8	11.9
2-3	2375	479	212	42	4	0	3	6.4
3-4	1504	304	146	22	1	0	1	4.1
4-5	1122	215	103	11	1	1	0	3.0
5-10	2954	482	250	33	2	3	3	7.7
10-15	1226	156	78	11	0	0	1	3.0
15-20	495	74	20	8	0	0	1	1.2
20+	208	40	4	1	0	0	1	0.5

- For all traffic cases in Durham County in FTC status in January 2022, the average length in FTC was 16 years.

Years in FTC	Black	Hispanic	White	Other	Asian	Unknown	Native American	Total % of Cases
0-1	693	141	112	24	4	2	0	9.4
1-5	1088	216	215	36	1	2	1	15.0
5-10	325	185	110	20	0	2	0	6.2
10-15	361	379	127	17	4	0	1	8.6
15-20	1117	595	247	18	4	2	0	19.1
20-30	2301	828	640	188	0	8	2	38.2
30+	262	0	89	21	0	0	0	3.6