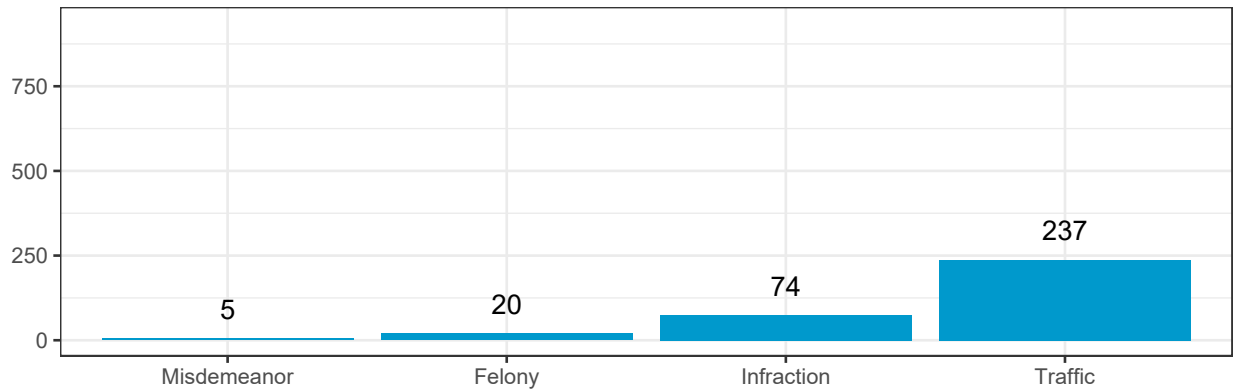


2022 Gates County Debt-Based Driver's License Suspension Fact Sheet

In January 2022 Gates County, NC had 755 recorded cases with a guilty or responsible verdict and a court mandated fee.¹ Of these, 55.5% of cases were in compliance and 44.5% of cases were in failure to comply (FTC) status. **The majority of FTC cases were traffic violations.**



Defendant Statistics and Demographics

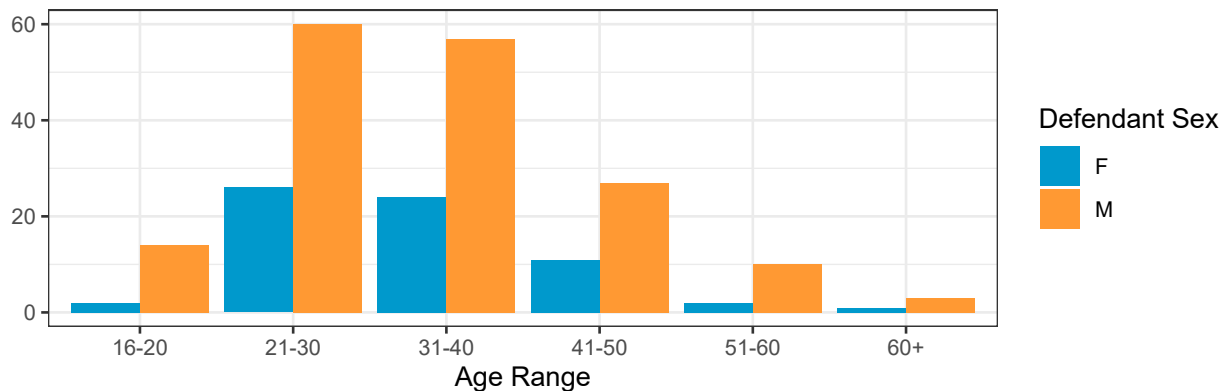
- 56 people had 2 or more traffic cases in FTC status.

County	Total Number of Traffic Violation Cases with a FTC	Total Number of People with a Traffic Violation FTC
Gates County	313	237

- The majority of defendants with a traffic cases in FTC status were Black people (68%). With Black men having the most traffic violation cases in FTC status.

Defendant Race	F	M
Other	0	1
Hispanic	0	2
White	29	43
Black	37	125

- The majority of defendants with a traffic cases in FTC status were 21-30 years old (36%).²

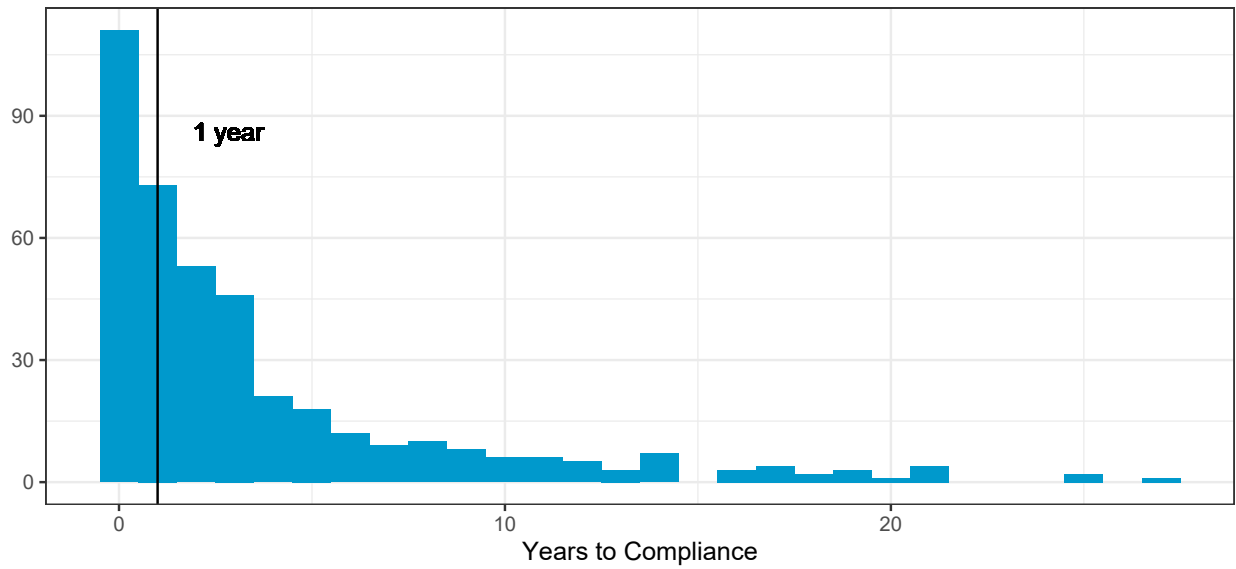


¹This estimate includes cases with guilty to lesser (GL), guilty (GU), prayer for judgement (PJ), responsible to lesser (RL), and responsible (RS) verdicts.

²While the age was not provided in the original data, it was calculated from the defendant's birthday and disposition date.

Length in FTC Status

- 38.8% of cases were in compliance after 1 year of receiving FTC status.



Years to Compliance	Black	White	Native American	Unknown	Total % of Cases
0-1	110	45	1	1	38.8
1-2	31	17	2	0	12.3
2-3	26	20	0	0	11.4
3-4	24	9	0	0	8.1
4-5	16	9	0	0	6.2
5-10	36	12	1	0	12.1
10-15	22	2	1	0	6.2
15-20	10	3	0	0	3.2
20+	5	2	0	0	1.7

- For all traffic cases in Gates County in FTC status in January 2022, the average length in FTC was 20 years.

Years in FTC	Black	White	Hispanic	Other	Total % of Cases
1-5	21	8	0	0	9.3
5-10	17	5	0	0	7.0
10-15	16	12	0	0	8.9
15-20	23	16	3	0	13.4
20-30	136	40	0	1	56.5
30+	11	4	0	0	4.8