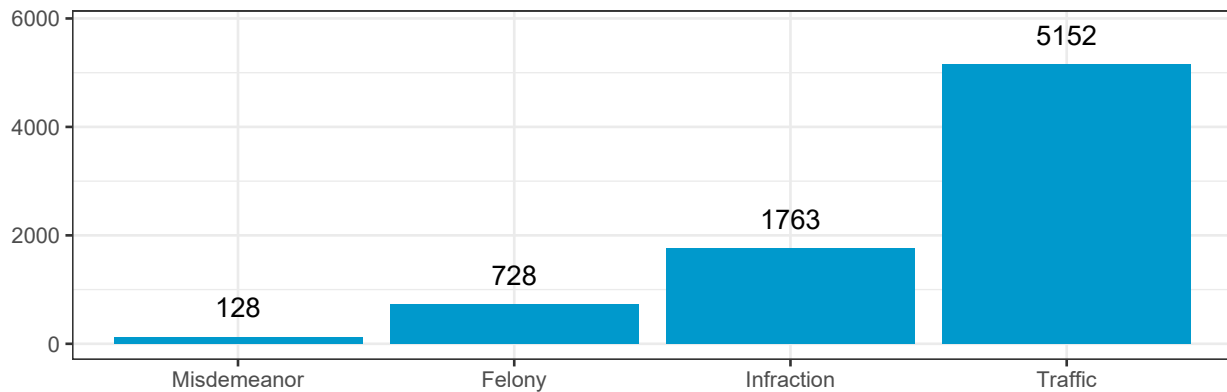


2022 Stanly County Debt-Based Driver's License Suspension Fact Sheet

In January 2022 Stanly County, NC had 17425 recorded cases with a guilty or responsible verdict and a court mandated fee.¹ Of these, 55.4% of cases were in compliance and 44.6% of cases were in failure to comply (FTC) status.

The majority of FTC cases were traffic violations.



Defendant Statistics and Demographics

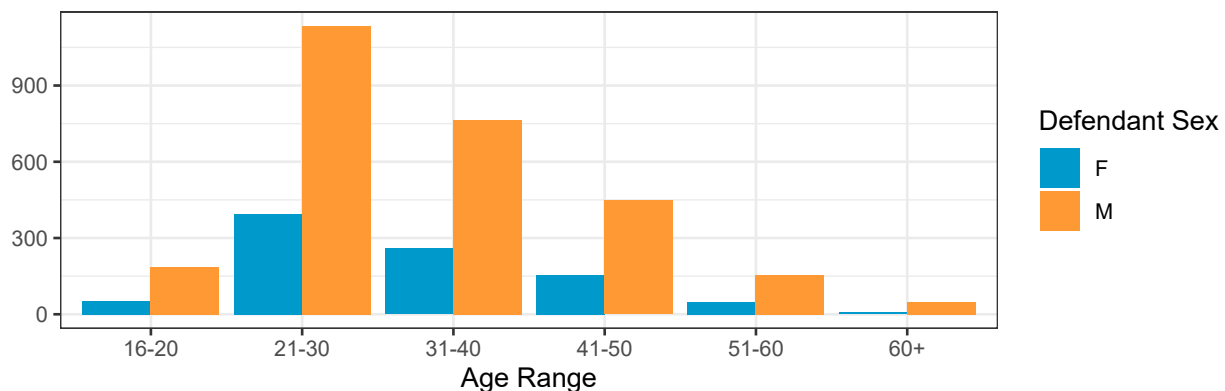
- 1093 people had 2 or more traffic cases in FTC status.

County	Total Number of Traffic Violation Cases with a FTC	Total Number of People with a Traffic Violation FTC
Stanly County	5885	3656

- The majority of defendants with a traffic cases in FTC status were White people (51%). With White men having the most traffic violation cases in FTC status.

Defendant Race	F	M
Unknown	1	1
Asian	1	8
Native American	3	18
Other	11	29
Hispanic	25	187
Black	327	1178
White	548	1317

- The majority of defendants with a traffic cases in FTC status were 21-30 years old (42%).²

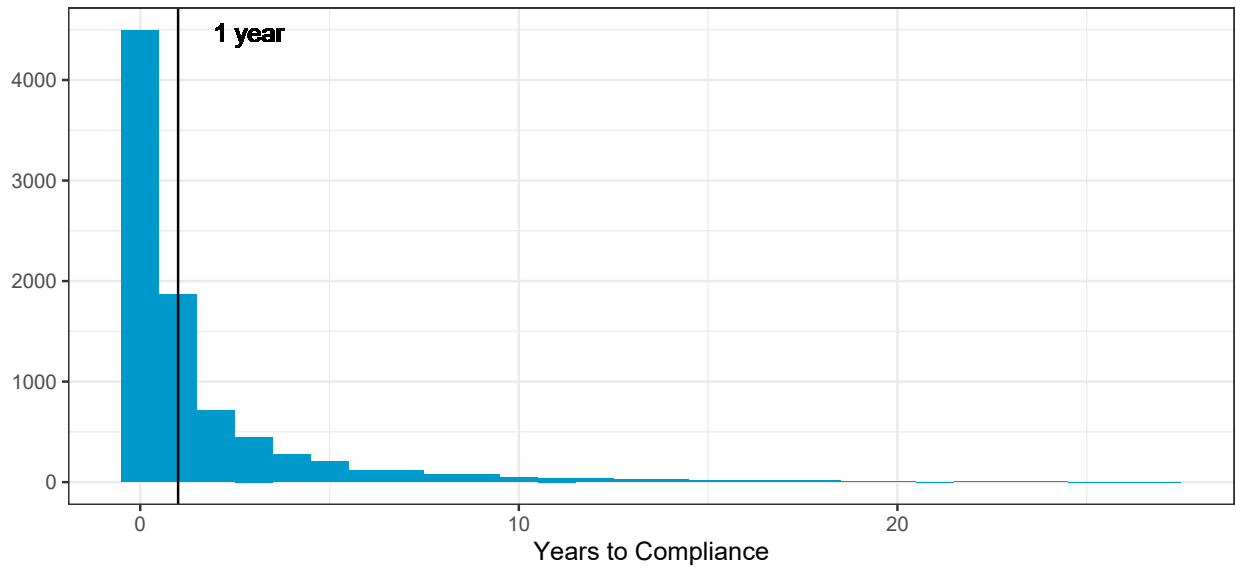


¹This estimate includes cases with guilty to lesser (GL), guilty (GU), prayer for judgement (PJ), responsible to lesser (RL), and responsible (RS) verdicts.

²While the age was not provided in the original data, it was calculated from the defendant's birthday and disposition date.

Length in FTC Status

- 64.8% of cases were in compliance after 1 year of receiving FTC status.



Years to Compliance	White	Black	Hispanic	Other	Native American	Asian	Unknown	Total % of Cases
0-1	2924	2144	254	88	19	18	7	64.8
1-2	572	438	28	16	3	6	1	12.6
2-3	302	272	9	6	2	2	1	7.1
3-4	173	152	9	3	1	3	0	4.1
4-5	119	109	3	5	1	0	0	2.8
5-10	238	241	13	1	2	1	0	5.9
10-15	67	85	1	3	0	0	0	1.9
15-20	24	28	3	3	0	0	0	0.7
20+	5	13	0	0	0	0	0	0.2

- For all traffic cases in Stanly County in FTC status in January 2022, the average length in FTC was 10 years.

Years in FTC	White	Black	Hispanic	Native American	Other	Asian	Unknown	Total % of Cases
0-1	236	194	25	9	9	1	0	8.0
1-5	981	759	69	14	19	5	2	31.3
5-10	580	489	44	5	10	2	0	19.2
10-15	415	273	53	2	3	1	0	12.7
15-20	378	308	41	0	1	0	0	12.3
20-30	377	475	19	1	9	2	0	15.0
30+	63	25	0	0	0	0	0	1.5